

MODEL	C610
LGP42-13R2	82uF/450V
LGP42I-13R2	100uF/500V

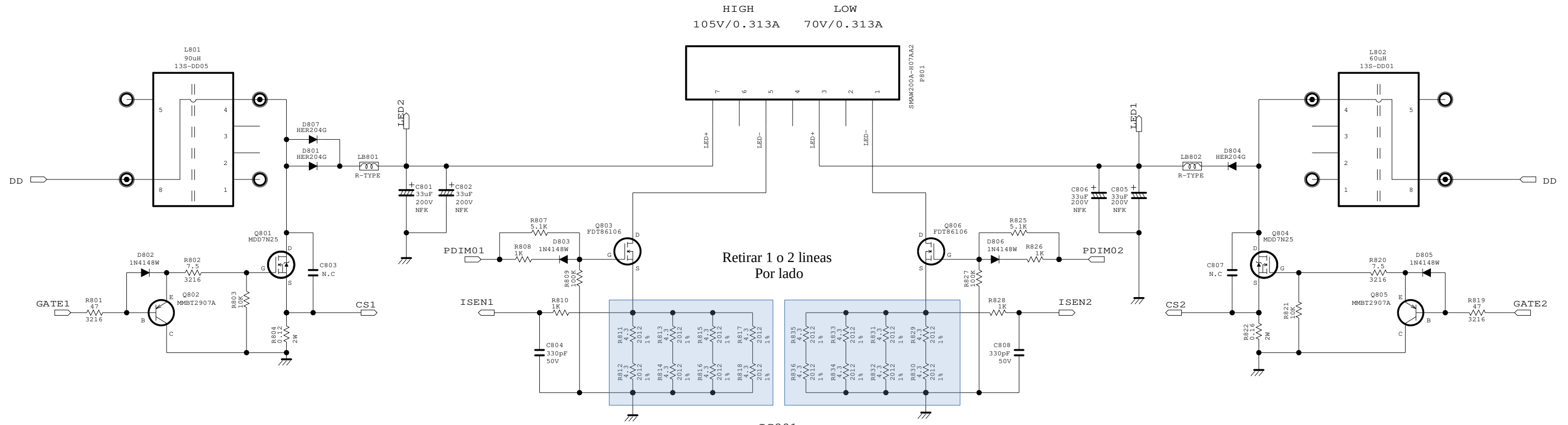
LGP42-13R2	EL208
LGP42I-13R2	EL209

THE SYMBOL MARK OF THIS SCHEMATIC DIAGRAM INCORPORATES SPECIAL FEATURES IMPORTANT FOR PROTECTION FROM X-RADIATION. FILRE AND ELECTRICAL SHOCK HAZARDS, WHEN SERVICING IF IS ESSENTIAL THAT ONLY MANUFACTURES SPECIFIED PARTS BE USED FOR THE CRITICAL COMPONENTS IN THE SYMBOL MARK OF THE SCHEMATIC.

SECRET
LGElectronics

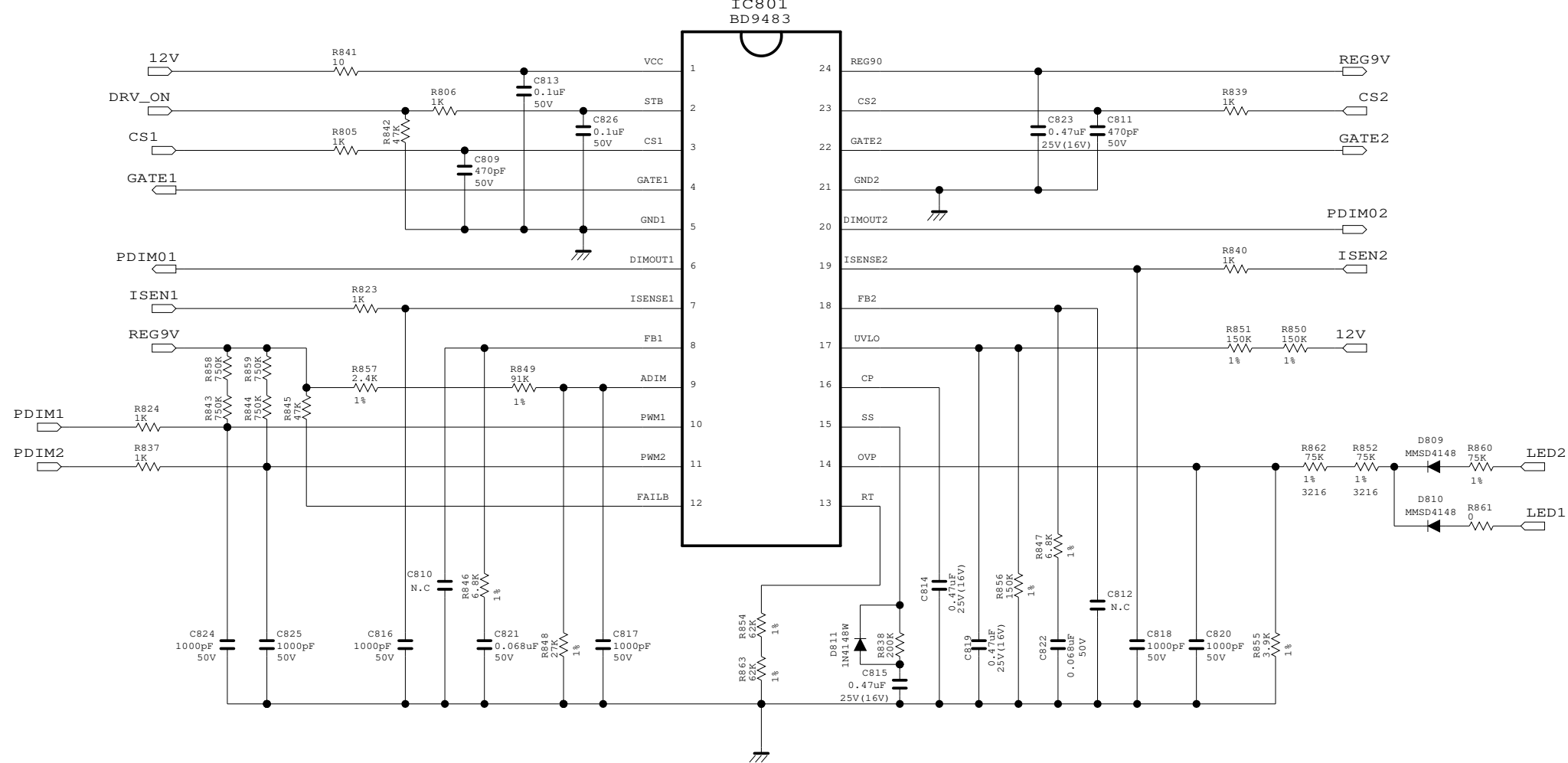




MODEL	LGP42-13R2	DATE	'13.03.18
BLOCK	PFC\STBY\MULTI	SHEET	1 / 2



HIGH 105V/0.313A
LOW 70V/0.313A

Retirar 1 o 2 líneas
Por lado



THE  SYMBOL MARK OF THIS SCHEMATIC DIAGRAM INCORPORATES SPECIAL FEATURES IMPORTANT FOR PROTECTION FROM X-RADIATION. FILRE AND ELECTRICAL SHOCK HAZARDS, WHEN SERVICING IF IS ESSENTIAL THAT ONLY MANUFACTURES SPECIFIED PARTS BE USED FOR THE CRITICAL COMPONENTS IN THE  SYMBOL MARK OF THE SCHEMATIC.

SECRET	 LG ELECTRONICS
LGElectronics	

MODEL	LGP42-13R2	DATE	'13.03.18
BLOCK	PFC\STBY\MULTI	SHEET	2 / 2